



# VOCA Funding Projections: How OCVS Administers VOCA funds

# Overview

---

VOCA Award Reminders

OCVS Administration of VOCA Funds

Overview of VOCA Federal Awards

VOCA Projections

Crime Victim Fund (CVF) Fix Potential Impact




# VOCA Award Reminders




WI DOJ OCVS  
is award  
recipient



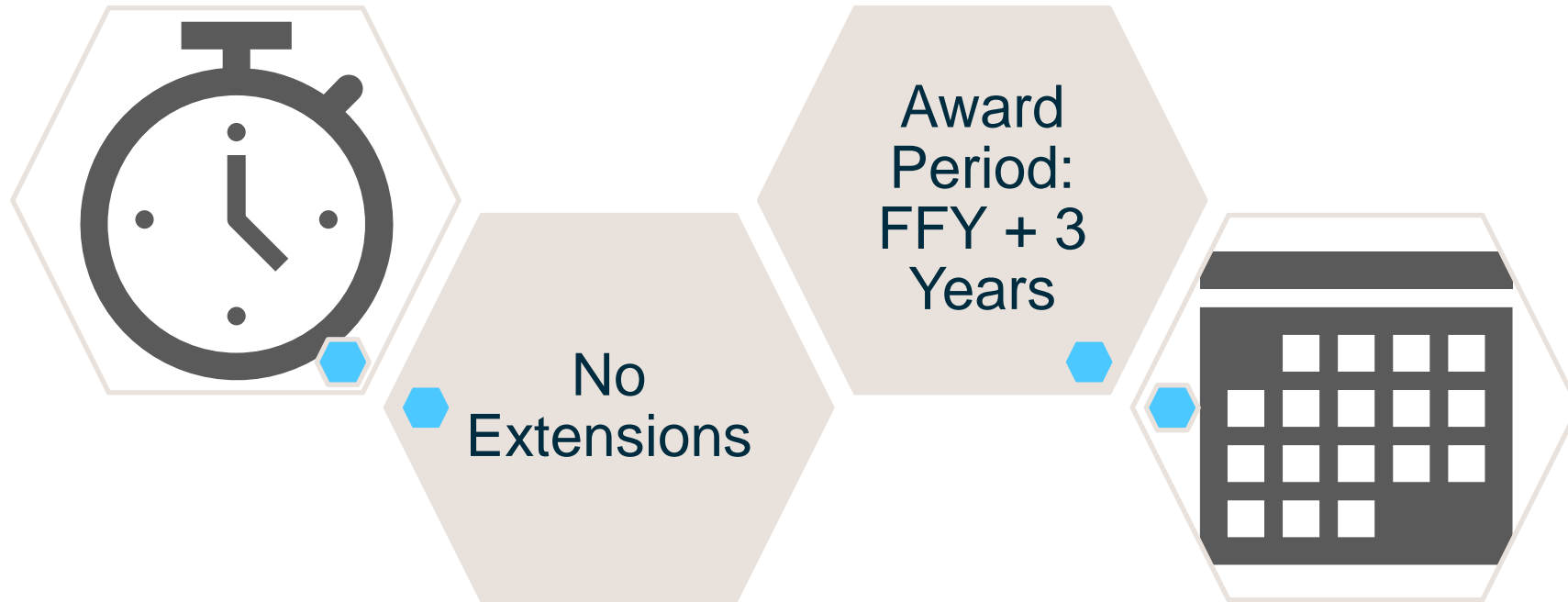
OCVS is SAA  
and pass-  
through entity




OCVS  
subgrants  
funds for victim  
services



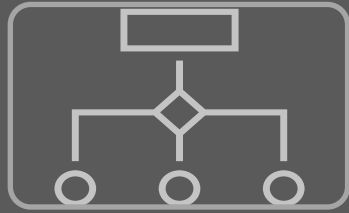
# VOCA Award Reminders




# VOCA Award Reminders



CVF- Fines and penalties



CVF not just for VOCA



Formula Award (Base \$ +  
State population)



Congressional Cap – Limit  
Funds awarded from CVF

# VOCA Award Reminders

SAA can retain up to 5% for Administrative Funds

DOJ Grants Staff Salaries and Operating Expenses of VOCA Staff

TA Contracts Through Coalitions

When no Discretionary Training Grant – Training Funds

Indirect

What DOJ does not use for admin is used to support subgrants

May not award more than 10% to itself for Victim Services programs

# OCVS Administration of VOCA

OCVS Philosophy and GOAL: No reversions or turnback of VOCA Funds to the Federal Government.

Any reversions have been for refunds or moneys received from subgrantees for audit findings.

Subgrantee turnback goes back in to subgrantee pot of funds.

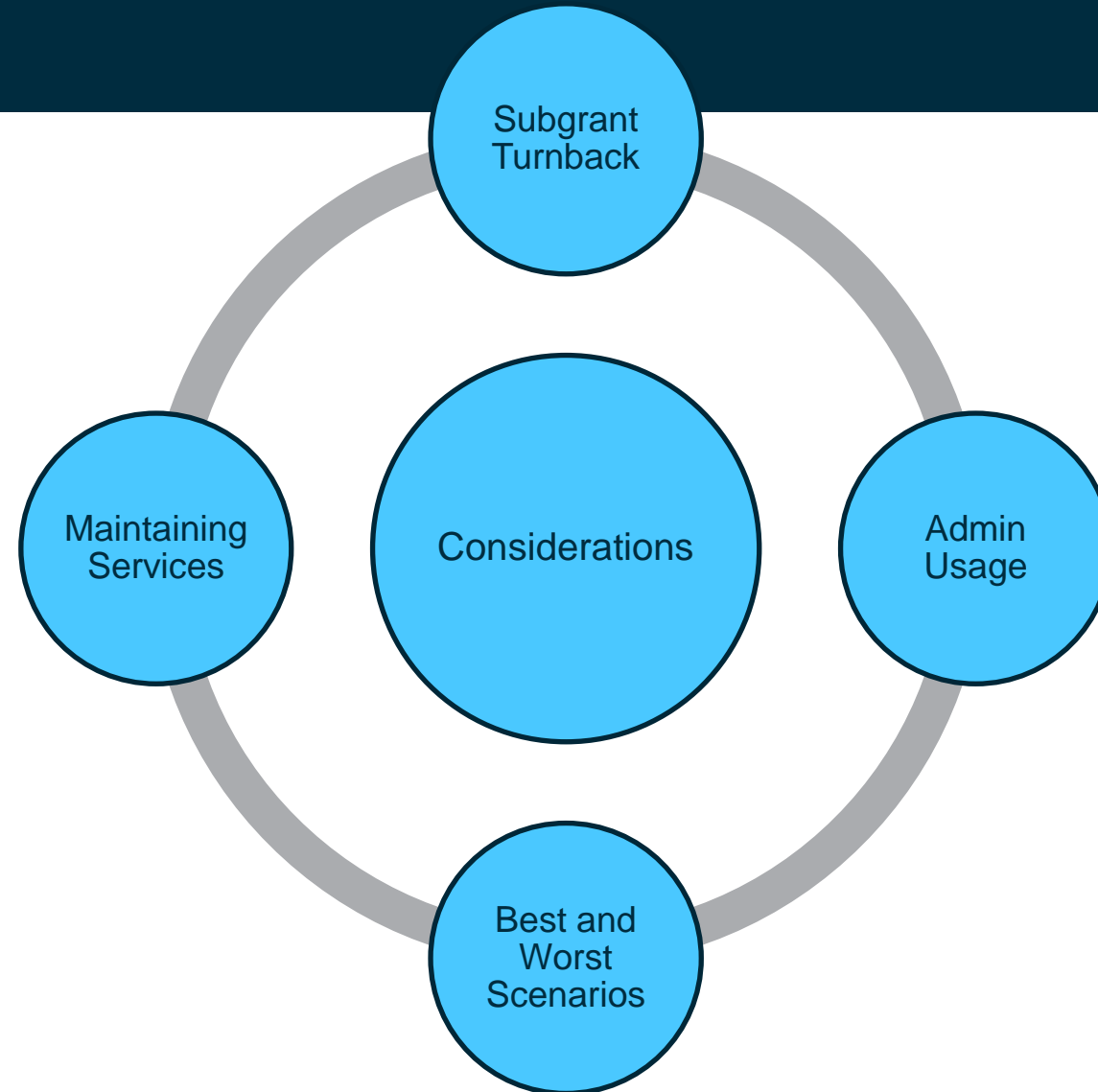
Subgrantee turnback is used to fund VOCA subgrants in the following grant period.

# Wisconsin VOCA Award Information

Federal Fiscal Year Award	Award Amount	CVF CAP	5% Administrative Funds	Amount of Admin Funds Used	Award Date	Award Period
2014	\$8,189,763	\$745 million	\$409,488	\$409,488	9/10/2014	10/1/2013 – 9/30/2017
2015	\$34,957,532	\$2.361 billion	\$1,747,876	\$1,677,789	9/15/2015	10/1/2014 – 9/30/2018
2016	\$39,393,093	\$3.042 billion	\$1,969,655	\$1,671,965	9/8/2016	10/1/2015 – 9/30/2019
2017	\$32,661,004	\$2.573 billion	\$1,633,050	\$1,044,362	9/28/2017	10/1/2016 – 9/30/2020
2018	\$58,568,542	\$4.436 billion	\$2,928,427	TBD	8/9/2018	<b>10/1/2017 – 9/30/2021</b>
2019	\$39,619,715	\$3.353 billion	\$1,980,986	TBD	9/13/2019	<b>10/1/2018 – 9/30/2022</b>
2020	\$29,294,541	\$2.641 billion	\$1,464,727	TBD	9/17/2020	<b>10/1/2019 – 9/30/2023</b>
2021*	TBD	TBD	TBD	TBD	TBD	10/1/2020 – 9/30/2024



# Projections



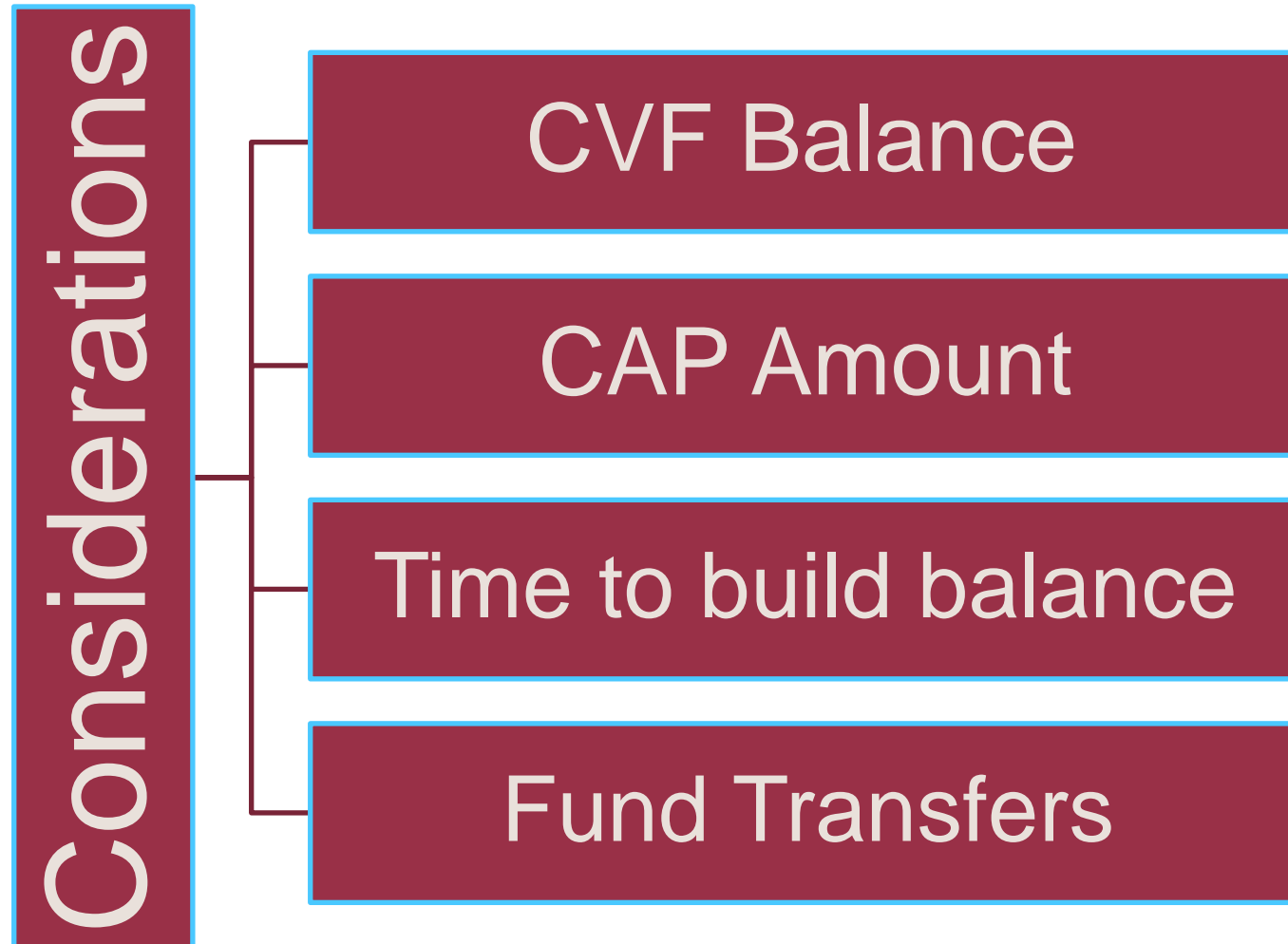
# Projections

		FFY:	2017	2018	2019	2020	2021	2022	2023	2024
			10/2016	10/2017	10/2018	10/2019	10/2020	10/2021	10/2022	10/2023
			9/2020	9/2021	9/2022	9/2023	9/2024	9/2025	9/2026	9/2027
<b>Federal Grant:</b>			32,661,004	58,568,542	39,619,715	29,294,541	27,500,000	25,000,000	20,000,000	20,000,000
<b>Administrative (5%)</b>			1,633,050	2,928,427	1,980,986	1,464,727	1,375,000	1,250,000	1,000,000	1,000,000
<b>Training (1%) not as of FY 06</b>										
<b>Avail/Subgrants</b>			31,027,954	55,640,115	37,638,729	27,829,814	26,125,000	23,750,000	19,000,000	19,000,000
<b>Subgrants</b>			31,027,954	55,640,115	37,638,729	27,829,814	26,125,000	23,750,000	19,000,000	14,716,370
<b>(diff)</b>			(0)	(0)	0	(0)	-	-	-	4,283,630
		Spent								
<b>12-months</b>	<b>10/14-9/15</b>	7,470,260								
<b>12-months</b>	<b>10/15-9/16</b>	11,384,205								
<b>12-months</b>	<b>10/16-9/17</b>	22,584,969								
<b>12-months</b>	<b>10/17-9/18</b>	28,439,150								
<b>12-months</b>	<b>10/18-9/19</b>	25,958,567	12,320,537							
<b>12-months</b>	<b>10/19-9/20</b>	44,681,489	18,707,417	25,974,072						
<b>12-months</b>	<b>10/20-9/21</b>	44,681,489		29,666,043	15,015,446					
<b>12-months</b>	<b>10/21-9/22</b>	44,681,489			22,623,283	22,058,206				
<b>12-months</b>	<b>10/22-9/23</b>	44,681,489				5,771,608	26,125,000	12,784,881		
<b>12-months</b>	<b>10/23-9/24</b>	44,681,489						10,965,119	19,000,000	14,716,370

# Projections

Grant Period	Projected Funding Decrease to Subgrantees' Awards	Total Projected Subgranted Award Amounts
10/01/2021 – 9/30/2022	0%	\$44,566,489
10/01/2022 – 9/30/2023	Initial 15%	\$37,979,265
10/01/2023 – 9/30/2024	Additional 15%	\$32,282,375

# CVF Fix Context



# Questions?

---





Thank You!