

TIME System Newsletter Crime Information Bureau



The Wisconsin Department of Justice (DOJ) and Department of Transportation (DOT) continue to move forward in making Wisconsin driver's license photos available to you via the TIME System in accordance with Act 167.



It is very exciting to see this project moving forward, realizing the value it holds for law enforcement nationwide. When deployed, Wisconsin driver's license photos will be available to law enforcement in other states as well as to Wisconsin law enforcement personnel. Based on initial discussions, DOT will be returning the driver's license photo as a separate, second response when requested.

In order to comply with Act 167 requirements we will need to implement new transactions in the TIME System. These new transactions will be incorporated into the Portal 100 and eTIME Browser applications. Local agencies will need to modify their local applications and software that access the TIME System to request, receive and display these photos. We will get the details of these new transactions out to you as soon as possible once they are finalized.

Although resources are tight, you will see by the articles in this newsletter that we continue to make changes that are intended to improve the TIME System to meet your needs. This includes making a little "noise" (as you will see on page 2). Perhaps a little to much noise, according to some comments I have heard. This may result in some fine tuning of this feature to ensure it meets your needs but is not in excess. As always, your comments and thoughts are welcome.

I look forward to seeing many of you at the CIB Technology Conference in September. Please feel free to contact me or any of the CIB staff to discuss your thoughts.

Walt Neverman
Director CIB

INSIDE THIS ISSUE:

Urgent Messages	2
DOT Driver	2
2 Hr. Juvenile Entry	3
IFTA	3
MU License Plates	4
Lost Badges/IDs	4
Nickname Entry	4
Ident Segmnt by SID	5
Portal Security Level	5
Vista	5
Locate Form	6
Dental Coding	6
LCO License Plates	7
Clean Boats	8
Cold Case Reviews	8
DL Photos	9
CIB Conference	9
NCIC Code Updates	10

URGENT Is It Urgent?

The latest update to the Portal 100 software, released in early June 2010, included the return of a user-requested feature: noise! Some of you may remember that in earlier versions of the TIME System, users had the capability to include special characters in an administrative message that would trigger a 'chime' noise to sound when the message was received by another terminal. Due to technological and other reasons this capability was discontinued for some time.

When sending an administrative message, Portal 100 software users may now designate their message as 'urgent' by simply typing the word URGENT as the first item in the reference line of the message. In addition, other specific messages will always carry an 'urgent' notifier. This includes all hit confirmation requests/responses, and all APBD (all points broadcast) and INFO messages.

Designating a message as 'urgent' will cause an audible noise to be played when the message is received at another terminal. In addition, there will be a visual notification/pop-up displayed on the receiving terminal indicating an urgent message has arrived.

This feature was re-introduced at the request of several agencies who are no longer printing every TIME System message, and wanted to ensure an important message was not missed. If your agency prefers not to hear an audible notice when an urgent message is received, agency Portal 100 administrators may deactivate the function by accessing the Portal 100 options screen, going to the message handling tab, and removing the checkmark from the box titled 'play a sound when an urgent message arrives'. If desired, an administrator may also choose what sound or .wav file is played to indicate an urgent message.

WI Driver's License Responses




In early 2010, the Department of Transportation changed the data source for text driver responses received by law enforcement agencies via the TIME System. This was due to a change in law that took effect January 1, 2010. The data source for driver responses, FileHandler, was a thirty year old legacy system and was not able to correctly display information under the new law.

When this change was made, the look of driver's license responses were also changed. In particular, responses became longer, displaying many new pieces of information. While this new information can be valuable to law enforcement, users informed CIB it was not needed in all situations.

As a result, CIB and DOT worked together to develop a new 'condensed' DOT driver response. This response provides basic demographic and status information, along with a summary of the subject's driving history. This response has been associated with the two TIME System transactions most commonly used by mobile data computers, transactions 0822 (WI CHRI summary & driver query) and 0838 (WI CHRI summary & out of state driver query). Users of these transactions will now see on their screen the condensed driver response rather than the lengthy full driver response.

The Clock is Ticking on Missing Juveniles

While most TIME System agencies are familiar with and strive to meet the 3 day deadline for timely entry of persons/property into various TIME System files, some agencies may be unaware of a more immediate deadline.




As mentioned in previous TIME System newsletters and training materials, The Adam Walsh Act of 2006 established a specific time limit for entering missing juveniles into the TIME/NCIC Systems. The law states that entry must be made immediately, which NCIC defines as within 2 hours of the agency's receipt of the minimum information needed for entry.

Neither the law or NCIC policy differentiates between who at the agency receives the information, and as such agencies may need to examine their current procedures regarding missing juveniles. For example, is it routine for an officer to be sent to the parent's home to take a missing juvenile report and then forward the information/report to dispatch for entry at the end of his shift upon returning to the station? Depending on the time of the report, this simple practice could result in an agency being out of compliance with the policy/law.

Agencies may have to adjust their standard practices to ensure they are able to comply with the law, as timely entry standards are examined during TIME/NCIC audits.

IFTA Info Available

Attention inspectors and others who work with commercial motor vehicles. A new query is now available via the TIME System and Portal 100 software to make your job easier: transaction 0657, the IFTA query.



What is IFTA? The International Fuel Tax Agreement is an agreement among all contiguous US states and 10 Canadian provinces to simplify the reporting of fuel used by commercial motor carriers operating in more than one jurisdiction. Upon application, the carrier's home jurisdiction will issue credentials that allow the licensee to travel in all IFTA jurisdictions. The IFTA license offers several benefits. These benefits include one license, one set of decals, one quarterly fuel tax report that reflects the net tax or refund due. These advantages result in cost and time savings for the carrier and the member jurisdictions.

So why is law enforcement concerned about a trucking company's IFTA status? If a company fails to file an IFTA tax return or to pay taxes due, their IFTA license is revoked and operation of the commercial motor vehicle can result in citations and fines. The new IFTA query provides an agency with the ability to query the company's federal identification number (a 13 digit number found on the IFTA license) to determine if the license is revoked. The query can be found in the NLETS/NCIC Special Messages section of the Portal 100 menu.



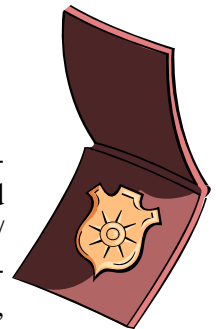
Marquette University License Plates

As of June 7, 2010, Wisconsin vehicle owners have another license plate choice: a new Marquette University license plate is now available from the Wisconsin Department of Transportation. This license plate features the Marquette University MU monogram on the left side of the plate, with the word 'Wisconsin' at the top of the plate and the words 'Marquette University' at the bottom. Plates may be personalized. Non-personalized plates will have five numbers, followed by two alphabetic characters, MU, that are stacked. The series of numbers begins with 10000.

Marquette University license plates are available to all Wisconsin residents, you do not have to be a graduate of Marquette to apply for this special plate. To query this plate via the TIME System, use license plate type code of HE (higher education). Stolen vehicle/license plate entries would use license plate type code CL (collegiate) for entry.

Is It Stolen or Lost?

In 2009, NCIC created a new category of articles eligible for entry into the NCIC Article File. Article category 'Q' was created for public safety, homeland security, and critical infrastructure items of identification. Examples of such items would be police/sheriff's badges or identification, military dog tags, employee ids from a nuclear facility, etc. Four new article type codes were created for entry of these items: QBADGE, QCREDEN, QSMARTC, and QDOGTAG.



In addition, new transactions are now available on the Portal 100 software to allow agencies to list these critical identification items as lost rather than stolen in the NCIC Article File. Only items falling into article category 'Q' may be entered as lost using these transactions, and such entries will be retained until cancelled by the entering agency, and will be included in the validation requirement.

Check out the new transactions under the Articles category on the Portal 100 software menu. All agencies should review their articles entries/case files to see if items previously entered in another category meet the definition for entry in the new 'Q'.



News on Nicknames

A recent NCIC policy change now allows for the entry of nicknames in any person record. Nicknames can now be entered as alias names on person entries, with the nickname placed in the last name field and an X in the first name field. As always, if information is included on an entry, the entering agency must have case file documentation to back up the information entered.

Saving Time & Trees by SID – Validation Officers Take Note

A new transaction is now available that may benefit agency validation officers. One of the goals of validation is to ensure all agency records are as up to date as possible. In order to accomplish this goal, validation officers routinely query subjects driver's license and criminal history information to see if there is new or additional information/identifiers available that could be added to their record.



Rather than querying a subject's Wisconsin criminal history record by name and possibly receiving numerous near hits, Portal 100 software users now have an alternative: transaction #0823. This transaction can be found on the Portal 100 menu in the Criminal History Record Information Section in the WI Criminal History Record Information File. This query allows a user to query a subject's known Wisconsin State Identification Number (SID) and receive the identification segment portion of their criminal history record only. If you already know the subject's SID and just wish to check for new identifiers, use this new transaction and save yourself some time and some trees by avoiding near hits.

Portal 100 Security Levels



At the request of Portal 100 user agencies, a new user security level has been added to the Portal 100 software, allowing agencies to tailor their user capabilities to their needs.

Previously, two security levels were available for the Portal 100 software:

- 1 – User – users assigned this security level are able to make queries, entries, send administrative messages, etc. but cannot adjust software options such as message handling, adding ORI's, etc.
- 9 – Administrator – users assigned this security level are able to perform all Portal 100 functions and adjust Portal 100 settings, including adding ORI's, printer set-up, etc.

A third security level has been added:

- 4 – users assigned this security level are able to make queries, entries, send administrative messages, etc. and can also adjust message handling and printer settings for the Portal 100 software. They are not able to perform other administrative functions such as adding ORI's, etc.

When contacting CIB to request Portal 100 access for your users, please be sure to specify what access level they should be assigned.

Portal 100 & Vista

With the recent upgrade, TIME System users should be aware that the Portal 100 software is now Vista and Internet Explorer 8 compatible. Programmers are currently working to ensure compatibility with Windows 7, this compatibility is expected in the second 2010 Portal 100 service pack expected to be released this fall. TIME System agencies that use the Portal 100 software with operating systems and/or browsers not certified as compatible do so at their own risk, as unknown problems may occur.

Making It Easier to Locate Someone/ Something

What is a Locate? When do you place a Locate, and how? These questions are routinely asked during TIME System certification classes, and a recent addition to the Portal 100 software attempts to make the placing of a Locate easier.

You may wish to think of the Locate as an electronic 'sticky note'. The Locate allows your agency to add information to another agency's record indicating that the wanted person has been apprehended, the missing person has been located, or stolen property has been found. Placing a Locate also starts a timer, ensuring that the record in question will be cancelled or properly updated with detainer information or the record will be purged.

In the past, in order to place a Locate, an agency contacted the TIME System Control Center (TSCC) via administrative message. Many times the information in the administrative message was incomplete, requiring TSCC to make numerous follow-ups. The Portal 100 software now includes a specific form agencies should use to request a Locate be placed. This form can be found in the Out of State/Special Messages file of the Administrative Messages section of the menu. The form ensures all required information is included before it is sent to TSCC, and allows agencies to indicate why the Locate is being requested.

There are many reasons for placing a locate. As always, a locate can only be placed *after* hit confirmation has taken place. Hit confirmation should only take place if your agency is within any geographic limitations specified on the wanted person entry. For more information on Locates, including an example and line-by-line explanation, please refer to your TIME System Basic and Mobile Handout.

Dental Help Is Available

As TIME entry operators know, entry of dental information to the TIME/NCIC Systems happens rarely, and usually in only the most serious of missing person and unidentified body cases. Most operators enter dental information rarely and so do not have the chance to become proficient at it. In addition, the dental world uses a language and coding all it's own which may be unfamiliar to us in law enforcement.



To help ensure that dental information entered to the TIME/NCIC Systems is as complete and accurate as possible, NCIC has been conducting Dental Coding Workshops for more than two years, with additional courses scheduled for 2010 in Baltimore, Maryland; Kansas City, Missouri; and Scottsdale, Arizona. The Workshops train *volunteer* dentists on how to properly code the dental records of missing and unidentified persons for entry into NCIC. The workshop also trains attendees on how to digitize the dental records and submit it to the FBI's National Dental Image Repository (NDIR), which

allows for the review of the information via a secure website 24 hours a day/7days a week, as well as an additional review of the coding by training volunteer forensic dentists. In addition, the workshops train attendees on how to review dental records for comparison with relation to the \$M reports generated by the NCIC System of potential matches.

To date more than 270 dentists from across the country have indicated they would voluntarily assist law enforcement with the coding, digitizing and comparison of missing and unidentified person records. The contact information for those dentists is available in the NDIR area on Law Enforcement Online (LEO), and participating Wisconsin dentists are listed below.

NCIC continues to encourage agencies to enter dental information into the NCIC for missing/unidentified persons and to house the missing/unidentified person dental images associated with those records in the NDIR for easy access when needed. For more information on how your agency can submit information to the NDIR, please send an inquiry to NDIR@leo.gov.

Dr. Andrea Bertotto

1980 Seventh Street, Wisconsin Rapids, WI 54494
715-572-5854

Dr. John Look

8148 163rd Street, Chippewa Falls, WI 54729
715-723-0287

Dr. L. Thomas Johnson

6040 North Kent Avenue, Whitefish Bay, WI
53217-4644
414-332-8008

New Tribal License Plate – Lac Courte Oreilles

The State of Wisconsin has reciprocal registration agreements with several Indian Nations in accordance with section 341.409, Wisconsin Statutes. These agreements are similar to those with other states, and allow vehicle operation in both jurisdictions by vehicles registered in either jurisdiction. License plates are issued by Indian Nations to members who reside on the reservation. Some tribes also issue registration to non-members who reside on the reservation.



The list of Indian Nations located in Wisconsin that issue their own tribal license plates has grown. In addition to the Menominee Indian Nation, Lac Du Flambeau Band of Lake Superior Chippewa, the Oneida Tribe of Indians of Wisconsin and the Bad River Band of Lake Superior Chippewa, in early June, 2010, the Lac Courte Oreilles Band of Ojibwe began issuing tribal license plates. A sample of the new license plate is pictured.

Registration information for tribal license plates may be obtained by contacting the individual tribe's licensing coordinator during business hours. If the vehicle identification number is queried via the TIME System basic registration information will be returned, however the response will not include expiration date of license plate information.

ORI Validation

Every two years the Wisconsin Department of Justice must validate the ORIs and agency contact information contained in databases maintained by the FBI and NLETS. This information is available to criminal justice agencies nationwide. WI DOJ/CIB is seeking to update any agency contact information that has changed since the last validation such as address, phone and facsimile numbers.

ORIs/agency identifiers are assigned to agencies submitting TIME System transactions, but ORIs serve other uses as well. Any agency that does or could potentially submit criminal history information (arrest, charging, disposition, or supervision) was probably assigned an ORI by the FBI in years past. This includes not only law enforcement, but district attorneys, all courts, prosecutors, municipal attorneys and corrections. Other ORIs may be assigned to specific entities that require fingerprint-based background checks or access to criminal history record information, such as 911 communications centers, housing authorities and county human services agencies.

Agencies will receive a letter asking them to validate the information currently in the databases at NCIC and NLETS. Please note any changes necessary and return as soon as possible. If your agency has multiple ORIs you will receive a separate letter for each ORI. Agencies must return the letter *even if no changes are needed* in order to comply with validation requirements. All responses may be returned in the same envelope.

If the ORI is no longer needed for any reason (TIME System queries, criminal history submission or retrieval, etc.) please indicate so by writing the word retire across the form and sign your name/position. Retirement of an ORI removes the ability of an agency to use that ORI to access any information via the TIME System.

If you feel your agency should have an ORI but does not receive a validation letter, you may contact Mary Moroney at moroneym@doj.state.wi.us to inquire about the process of requesting an ORI.



Cold Case Reviews

The Wisconsin Association of Homicide Investigators has formed a cold case homicide review team. To date the team has reviewed several cold case homicides from Wisconsin as well as one from Missouri. The team is extending an invitation for a case review and discussion to any agencies with cold case homicides. There is no charge to the requesting agency for this review.

The review team is made up of veteran law enforcement investigators, a parole agent with a background in supervising violent offenders, an FBI agent with profiling experience and a forensic psychologist. The exact makeup of the review team will depend on the circumstances of each case presented.

Reviews are held in Green Bay on the campus of Concordia University. The presenting agency will be responsible for their own travel, meals and lodging. A four hour block of time is allotted for each review, during which the presenting agency will be asked to provide a 45-60 minute PowerPoint presen-


tation outlining its case. The remaining portion of the review will be for open discussion. The results of the reviews are confidential. Recommendations of the review team will be shared with the presenting agency only.

Before the team will review a homicide/suspected homicide case the following criteria must be met:

- only the law enforcement agency in control of the case can request a review
- the case must be at least 3 years old
- two investigators from the presenting agency should be present during the review
- all evidence has been processed and reports are available for the review team
- the complete file including any photographs/video must travel with the presenting team

The review team has no intention of ‘taking over’ any agency’s case. The review process is simply an offer of a fresh perspective with a fresh set of eyes to possibly help the investigation along. To request a review or for additional information on the review process, please contact Steven Daniels, Wisconsin High Risk Parole Agent (retired), Chairman, Wisconsin Association of Homicide Investigators Cold Case Review Team at danielsst@aol.com

Driver’s License Photos Available



The list of states providing access to driver’s license photos continues to grow. What states make driver’s license photos available when a subject is queried via the eTIME browser?

Agencies can query the NLETS driver’s license help file, NLOLNHELP, to obtain a listing of states offering this capability. At last check, the following states made driver’s license photos available when specifically requested in the query: Alabama, Arkansas, Delaware, Georgia, Idaho, Indiana, Massachusetts, Minnesota, Mississippi, Montana, New Mexico, New Jersey, North Carolina, Ohio, Oregon, Tennessee, Virginia, and Wyoming. Five additional states are either currently testing the capability or plan to be in production with the capability to share driver’s license photos later this year.

DNR Citation Information



The Wisconsin Department of Natural Resources has made modifications to their DNR citation file. Only citations issued between 1987 and January 2010 will be included in DNR Citation File responses via the TIME System until the existing interface between the DNR and the TIME System can be replaced. Replacement is not expected to be completed until the 2nd quarter of 2011. The DNR will add a warning caveat to Citation File Responses indicating the limits to the information. For up-to-date DNR citation information you may contact the DNR directly.

CIB Conference

Check it out—the 2010 CIB Tech Conference is quickly approaching, September 22-24, 2010 in Green Bay. Access details at <http://www.doj.state.wi.us/dles/cib/conference.asp>

NCIC & CIB Code Updates

New Boat Make Codes

EKH Carolina Skiff, LLC
 THM Trophy Sportfishing Boats
 WQU West Coast Ultra Boats, Inc.

New Vehicle Make Codes

Automobiles

ALMU Alumacar USA, LLC
 CRUS Cruise Car, Inc.
 EVRT Everett-Morrison Motorcars
 FPEC Fairplay Electric Cars, LLC
 GRMA Grumman Allied Inds., Inc.
 HDKP HDK Plastic Factory, Ltd. USA
 HDGC High Desert Golf Cart
 JHGS JH Global Services, Inc.
 KRKM Kirkham Motorsports
 LLMO Lectric Limos
 PVCO Pivco As
 STLM Stealth Manufacturing, LLC
 WHGO Wheego Electric Cars
 ZONE Zone Electric Car, LLC

Construction Equipment

ALMD Allmand, Inc.
 DLVA Dulevo Intl.
 EASI Energy Absorption Systems, Inc.
 FKWA Furkawa
 LINK Link-Belt
 TGCT Tigercat Forestry

Motorcycle

ALAM All American Mfg., LLC
 BRAM Brammo, Inc.
 DROW Death Row Motorcycles, LLC
 DMMF DM Mfg.

EMOT E-Moto, LLC or Jinhua Shiwei Vehicle Co., Ltd.
 FSTI Fosti or Foshan City Fosti Motorcyle Mfg. Co., Ltd.
 GLDS Golden Sunrise or YongKang Golden appliance Co., Ltd.
 GULA Guerilla Customs
 HELB Hell Bent Iron or Widowmaker
 HUAM Huanan or Guangzhou Panyu Huanan Motors Grp. Co., Ltd.
 ISTG Insta-Gator Choppers, LLC
 KAIK Kaikai or Zhejiang Kaikai Meiduo Locomotive Co., Ltd.
 PLOT Plot USA, Inc. or Zero Engineering
 RORM Roar Motorcycles, LLC
 RCCI Rooster Custom Cycles, Inc.
 TRKS The Trike Shop
 VELO Velorex USA
 VIPR Viper Motorcycle Co.
 YMSK Yamasaki or Changzhou Yamasaki Motorcycle Co., Ltd.
 HUYE Huyue or Yantai ETDZ Huyue Motorcycle Co., Ltd.

Snowmobile

SNPY Sno-Pony

Trailer

ADVL Adventurer LP
 AFRD Affordable Trailers
 AMPI American Made Products, Inc.
 APPT Apple Trailers
 APVC Apple Valley Cargo
 BCKY Backyard Trailers, LLC
 BAKB Baker Trailers
 BRNN Barron Fabrications, Inc.
 BJTL Big John Trailers, Inc.
 BOLR Boler Mfg., Ltd.

LBRN Lebaron Ambulances
 SHAU Showhauler Trucks, Inc.

New Vehicle Model Codes

BMW (BMW)

750 750i, 750Lxi

Ferrari (FERR)

CAL California

Ford (FORD)

FIE Fiesta

GMC (GMC)

S15 S15

TRN Terrain

Honda (HOND)

ACC Accord Crosstour

Lexus (LEXS)

GX4 GX460

Smart (SMRT)

FTW Fortwo

Suzuki (SUZI)

JIM Jimny

KIZ Kizashi

Wheego Electric Cars (WHGO)

WHP Whip

New Gun Manufacturer Codes

ADG Advance Gun Works, LLC

AGP AGP Arms, Inc.

UDA Akdal Arms

AEA Aral Escopetas Y Ava

ARW Arrow Arms

BCE BC Engineering, LLC

BCL Brocock, Brocock, Ltd. or Brocock Sport
ing Arms

CDI C3 Defense, Inc.

DZI Dezenzano s.n.c. or Armi Desenzani s.n.c.

DRT Desert Tactical Arms

DBK Diamonback Arms, inc.

FMP Fabrica military de Braco de Prata

FMK FMK Firearms, Inc.

GGI Giueseppe Gitti

GTV Gustav Tichy

HDI Henderson Defense Inds.

ISC ISCC Austria

KUA Kuandian

PTY Precision Technology, LLC

RPT Raptor Arms Co., LLC

RGN R Guns

SKP Seekins Precision

SHS Sharps Rifle Co., LLC or Sharps Mil Spec

SKR Soroka Limited

RGN Sportswereus, Inc.

SGG Stegg Limited

UDZ Ucyildiz Arms Inds. Co., Ltd.

VCF Velocity Firearms

WKZ Werkzeugbau or VEB Gerate-Und
Werkeugbau

WFD William Ford

XMM X Treme Machining, LLC

New Caliber Code

57 5.7x28mm—Five-Seven SS90, SS190

New Offense Code

3623 Indecent Liberties